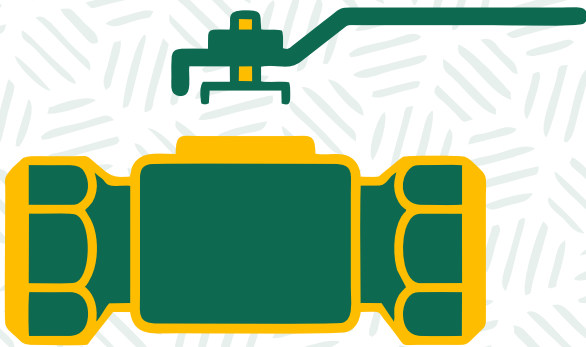





Netflow

ENGINEERING PVT. LTD.

Manu. of : All Type of Industrial & Process Control ValveBall,
Gate, Globe, NRV, Strainer Safety Valve Etc.




C.I BALL VALVE SINGLE PIECE SCREWED FULL BORE.



SIZE	202 BALL	304 BALL
15	230	265
20	260	325
25	330	425
32	486	650
40	650	850
50	960	1300
65	1520	2130
80	2050	2980
100	4000	5960

C.I BALL VALVE 3PIECE DESIGN FLANGED FULL BORE, ASA-150# CLASS



SIZE	202 BALL	304 BALL
15	660	759
20	700	805
25	820	943
32	1060	1219
40	1320	1449
50	1780	1978
65	2500	2875
80	3400	3910
100	5380	5992
125	10800	12420
150	13200	15180
200	26000	29900

M.S BARSTOCK BALL VALVE SINGLE PIECE SCREWED FULL BORE



SIZE	202 BALL	304 BALL
15	300	345
20	370	426
25	490	564
32	840	966
40	1100	1265
50	1630	1875
65	3900	4485
80	4500	5175
100	-	-

S.S 202 BARSTOCK BALL VALVE SINGLE PIECE SCREWED FULL BORE




SIZE	202 BALL	304 BALL
15	367	422
20	492	566
25	684	787
32	1212	1393
40	1524	1753
50	2556	2939
65	4840	4485
80	6470	7440
100	12365	14219

M.S FABRICATED BALL VALVE 3 PIECE FLANGED FULL BORE, ASA 150# CLASS



SIZE	202 BALL	304 BALL
15	-	-
20	-	-
25	976	1122
40	1675	1926
50	2175	2501
65	3550	4082
80	4375	5031
100	6960	8004

W.C.B (C.S) 3PIECE BALL VALVE FLANGED ASA 150# CLASS.



SIZE	202 BALL	304 BALL
15	900	1035
20	960	1104
25	1180	1357
40	1900	2185
50	2600	2990
65	3400	3910
80	4800	5405
100	7800	8970
125	13500	15250
150	21000	24150
200	43950	50542

I.C SINGLE PIECE BALL VALVE SCREWED.



SIZE	202 BALL	304 BALL
15	440	500
20	620	713
25	820	943
32	1140	1415
40	1780	1960
50	2400	2875
65	3580	4117
80	5400	6440
100	-	-

I.C 3 PIECE BALL VALVE FLANGED ASA 150# CLASS.



SIZE	202 BALL	304 BALL
15	1400	1669
20	1800	2098
25	2299	2876
40	3980	4950
50	5700	7250
65	7590	9640
80	9890	12600
100	16501	19900
125	31900	39350
150	40946	50965
200	85821	104900

S.S BARSTOCK NEEDLE VALVE SCREWED.



SIZE	S.S 202	S.S 304	S.S 316
10	288	495	625
15	313	538	588
20	550	880	875
25	663	1100	1125
32	1548	2613	2625
40	1625	2805	2875
50	2175	3988	4625
65	-	-	-
80	-	-	-
100	-	-	-

C.I BUTTERFLY VALVE CENTRIC DISC LEVER OPERATED NITRILE SEAT, M.S FABRICATED HANDLE.



SIZE	C.I DISC	CF8 DISC	CF8M DISC
40	560	750	790
50	660	880	1000
65	825	1100	1250
80	990	1320	1500
100	1320	1760	2000
125	1650	2200	2500
150	1980	2640	3000
200	3500	6200	7000
250	6000	11000	11800
300	8000	13400	14500

C.I BUTTERFLY VALVE CENTRIC DISC NITRILE SEAT WITH GEAR OPERATED.



SIZE	C.I DISC	CF8 DISC	CF8M DISC
40	2900	3100	3240
50	2900	3100	3240
65	3300	3600	3780
80	3400	3700	3880
100	3700	4000	4350
125	3900	4300	4500
150	4300	4600	4800
200	6000	8900	9800
250	9000	13600	14600
300	11000	16400	17200
350	21500	27000	32500
400	27000	38000	44800
450	38000	53000	60800
500	53000	79000	88700
550	68000	96000	106500
600	90000	131000	142000

C.S BUTTERFLY VALVE CENTRIC DISC LEVER OPERATED NITRILE SEAT, M.S FABRICATED HANDLE.



SIZE	C.S DISC	CF8 DISC	CF8M DISC
40	1160	1190	1190
50	1240	1280	1320
65	1580	1640	1740
80	1980	2110	2260
100	2800	3080	3300
125	3600	3800	4100
150	4400	4675	5200
200	6900	9196	9480
250	10110	13000	13980
300	12850	18600	19100

C.S BUTTERFLY VALVE CENTRIC DISC NITRILE SEAT, WITH GEAR OPERATED.



SIZE	C.S DISC	CF8 DISC	CF8M DISC
150	6660	7030	7300
200	10950	13240	14000
250	13260	15960	16980
300	16300	21500	23250
350	27000	34650	38000
400	37500	40050	52580
450	50400	65700	72450
500	78600	99000	108000
550	88350	113800	124500
600	120300	153400	168000

INVESTMENT CASTING BUTTERFLY VALVE EPDM RUBBER WAFER TYPE. LEVER OPERATED.



SIZE	WCB BODY CF8 DISC	CF8 BODY CF8 DISC	CF8M BODY CF8M DISC
40	1100	2250	2924
50	1460	3040	3960
65	1760	3820	4900
80	2240	4680	5860
100	3200	6300	7980
125	3660	7680	10010
150	5120	9960	12200
200	8400	14100	18240
250	12760	19600	25200
300	-	-	-

INVESTMENT CASTING TWO PIECE DESIGN BALL VALVE. LEVER OPERATED.



SIZE	WCB I.C BODY	CF8 BODY	CF8M BODY
25	1506	2811	3302
40	2530	4695	5976
50	3246	7057	8190
65	-	11654	13940
80	5902	12128	14678
100	9100	20900	24122

INVESTMENT CASTING DISK CHECK VALVE (DCV) (NON RETURN VALVE)



SIZE	WCB BODY (I.C)	CF8 BODY (S.S 304)	CF8M BODY (S.S 316)
40	-	478	551
50	-	594	677
65	-	697	818
80	-	959	1083
100	-	1134	1346
125	-	1679	1983
150	-	2400	3076
200	-	3196	3797
250	-	4323	5287
300	-	9609	10571
300	-	11497	13841
300	-	27790	35370
300	300	53107	69663

INVESTMENT CASTING YTYPE STRAINER SCREW END.



SIZE	C.S DISC	CF8 DISC	CF8M DISC
15	-	492	555
20	-	625	704
25	-	937	1091
32	-	1071	1228
40	-	1512	1756
50	-	2042	2393
65	-	3965	4566
80	-	4878	5840

C.I WAFER NRV POWDER COATED, EPDM SEAT.



SIZE	M.S DISC	CF8 DISC	CF8M DISC
25	360	400	425
40	436	450	475
50	480	640	736
65	600	800	920
80	720	960	1104
100	960	1280	1408
125	1200	1600	1760
150	1440	1920	2112
200	2500	3720	4000
250	4700	5600	6150
300	6000	6900	7935
350	10400	11960	13754
400	17500	20125	23143

I.C WAFER NRV ELECTRO PLATING, PTFE SEAT.

SIZE	CF8	CF8M
25	652	784
40	1011	1185
50	1403	1646
65	1736	2047
80	2234	2646
100	3332	3973
125	4547	5452
150	5440	6517
200	12720	15134
250	21146	25232



I.C SIGHT GLASS FLANGED ASA150# CLASS.

SIZE	CF8 6" LENGTH	CF8 4" LENGTH	CF8M 6" LENGTH	CF8M 4" LENGTH
25	1450	1420	1700	1670
40	2050	2030	2230	2190
50	2550	2510	2950	2910
65	3950	3900	4500	4450
80	4200	4240	4830	4780
100	6400	6320	7250	7180
150	12500	12400	13450	13350
200	-	-	-	-



I.M.S SIGHT GLASS FLANGED ASA150# CLASS.

SIZE	6" LENGTH	4" LENGTH
15	710	690
20	730	710
25	760	740
40	1050	1030
50	1490	1460
65	2100	2060
80	2600	2560
100	3600	3560
150	6500	6400
200	15000	14850



I.C FLUSH BOTTOM BALL VALVE FLANGED CAPSULE TYPE DRILLING SUITABLE TO TABLE D, E, F & ASA150#.

SIZE	CF8	CF8M
25X25	3600	4350
25X40	3900	4800
40X40	4500	6000
40X50	5670	7500
50X50	6525	8700
50X65	8100	10750
50X80	9225	12600
65X65	9450	12000
65X80	10800	15375
80X80	11370	16350
80X80	14700	20400
80X80	18750	24750



C.I GLAND COCK VALVE.

SIZE	2WAY FLANGED	3 WAY FLANGED	2 WAY S/E	3 WAY S/E
40	1410	1980	1050	1620
50	1500	2350	1150	1730
65	2900	3220	-	-
80	3200	3880	-	-
100	5170	6380	-	-
150	-	-	-	-
200	-	-	-	-



C.I STRAINERS FLANGED TABLE E

SIZE	Y TYPE	T TYPE
25	820	-
32	950	-
40	1100	1400
50	1580	1780
65	2100	2100
80	2880	3040
100	4085	4280
125	5896	6400
150	7300	7720
200	14400	12400
250	24800	22800
300	34000	35000
350	50500	-



S.S BARSTOCK 3WAY BALL VALVE SCREWED.



SIZE	CF8 6" LENGTH	CF8 4" LENGTH	CF8M 6" LENGTH	CF8M 4" LENGTH
25	1450	1420	1700	1670
40	2050	2030	2230	2190
50	2550	2510	2950	2910
65	3950	3900	4500	4450
80	4200	4240	4830	4780
100	6400	6320	7250	7180
150	12500	12400	13450	13350
200	-	-	-	-

C.S GATE VALVE FLANGED.



SIZE	C.S (ASA150# CLASS)	C.S (ASA300# CLASS)
25	4435	4954
40	4842	6608
50	5594	7577
65	7637	12749
80	8984	15719
100	13170	22388
125	20467	-
150	26166	42365
200	44997	-
250	70465	-
300	95479	-

C.I 2 PIECE BUTTERFLY VALVE PTFE SEATED



SIZE	CF8 DISC	CF8M DISC	CF8 DISC GEAR OP.	CF8M GEAR OP.
40	2850	2950	-	-
50	2900	3900	-	-
65	3900	4200	-	-
80	4700	4980	-	-
100	7700	8110	-	-
125	11200	11700	-	-
150	14400	15112	16200	16912
200	23200	25530	25600	27930
250	38148	49996	41548	46796
300	51080	56500	54280	59700
350	-	-	86264	96400

C.S 2 PIECE BUTTERFLY VALVE PTFE SEATED



SIZE	CF8 DISC	CF8M DISC	CF8 DISC GEAR OP.	CF8M GEAR OP.
40	2950	3150	-	-
50	3100	3300	-	-
65	4000	4300	-	-
80	5000	5300	-	-
100	8200	8610	-	-
125	11222	12130	-	-
150	14646	15904	16446	17704
200	24082	26540	26482	28940
250	39636	43490	42562	46290
300	51488	57100	54688	60300
350	-	-	88202	97188

S.S 304 2 PIECE BUTTERFLY VALVE PTFE SEATED



SIZE	CF8 DISC LEVER OP.	CF8 DISC GEAR OP.
40	3442	-
50	5396	-
65	6764	-
80	8120	-
100	12830	-
125	17284	-
150	21896	24496
200	34452	39452
250	55210	61210
300	71110	78310
350	-	123592

S.S 316 2 PIECE BUTTERFLY VALVE PTFE SEATED



SIZE	CF8M DISC LEVER OP.	CF8M DISC GEAR OP.
40	4500	-
50	6916	-
65	8516	-
80	10310	-
100	16060	-
125	21496	-
150	27192	30192
200	42580	46980
250	67572	72372
300	87220	93520
350	-	148718



C.S GLOBE VALVE FLANGED .



SIZE	C.S (ASA150# CLASS)	C.S (ASA300# CLASS)
25	3203	5703
40	4124	7499
50	4952	8593
65	8047	11873
80	8765	14032
100	12149	23747
125	19999	-
150	24297	-
200	51950	-
250	-	-
300	-	-

C.S BODY,KNIFE EDGE GATE VALVE, SPINDLE S.S 304, BUSH GUNMETAL BLOCK-SGI, WHEEL SGI, YORK M.S METAL TO METAL , HAND WHEEL OPERATE



SIZE	S.S 304 GATE	C.S GATE
50	6696	6226
65	6998	6508
80	7934	7376
100	11250	10462
125	13242	12316
150	15454	14372
200	20594	19154
250	27994	26034
300	35576	33084
350	64186	59692
400	85876	79864
450	105652	98304
500	148660	140112

S.S BODY KNIFE EDGE GATE VALVE S.S 304/316 GATE& BODY WITH S.S 304/316 NUT BOLT , ONLY WHEEL SGI.



SIZE	S.S 304 BODY & GATE	S.S 316 BODY & GATE
50	8360	15776
65	8680	16110
80	9360	17010
100	15212	20656
125	18176	22356
150	20898	26730
200	29062	40096
250	40192	47386
300	50762	62694
350	86752	138800
400	125874	210648
450	162566	238140
500	221130	315900



Netflow

ENGINEERING PVT. LTD.

Manu. of : All Type of Industrial & Process Control ValveBall,
Gate, Globe, NRV, Strainer Safety Valve Etc.

- +919316570045
- sales@netflowengineering.com
- www.netflowengineering.com
- Plot No.3, Shanti dham SIDC Road,
Veraval(Shapar)Rajkot - 360024